



PANELMAX[®] CM10P



TAKE FABRICATION TO THE JOB SITE



1000-WATT MILLING UNIT


AND ONE 90-DEGREE BIT

ADVANCED VARIABLE SPEED CONTROL

TO MAXIMIZE EFFICIENCY AND JOB SCHEDULE

SPECIFICALLY DEVELOPED FOR DRYWALL AND INTERIOR CONSTRUCTION WORK

The PanelMax series from Grabber Construction Products is ideally suited for fast, clean and cost-saving fabrication for interior gypsum drywall construction. Prefabricate parts on site, and reduce material costs and installation time with the CM10P.



→ Optional single or multi-blade saw


ADVANTAGES

- › PORTABLE – NOW EVEN MORE PORTABLE
BREAKS DOWN TO FIT IN THE NEW
SMALLER CASE- 63"X18"X20"
- › FAST – EASY SETUP
- › ACCURATE – LASER ALIGNMENT
IS STANDARD
- › CAPACITY – UP TO 10 FEET
- › CAPABILITY – MILLING AND SAWING (SAW
SOLD SEPARATELY)
- › DUST – ON-BOARD COLLECTION
- › WARRANTY – 1 YEAR OR 1,000 HOURS
- › STANDARD GEAR
 - 1000-WATT MILLING UNIT AND A
90-DEGREE BIT WITH LASER
 - CM10P UNIT (115 V)
 - 3 EXTENSION RAILS (FOR MAX. BOARD
LENGTH OF 10')
 - V-GROOVE CUTTER 90°
 - ALLEN KEY
 - ROAD CASE

PANELMAX[®] CM10P



TAKE FABRICATION TO THE JOB SITE



SMALLER CASE & LIGHTER WEIGHT

PRODUCE PRECISE PARTS ON-SITE WHENEVER AND WHEREVER YOU NEED THEM

PanelMax CM10P was designed for on-site convenience. This “even more” compact and easily portable machine brings PanelMax precision to any jobsite. A companion to the industry-acclaimed PanelMax ST48 and FT30, CM10P creates perfect cuts and corners on interior gypsum.

FURTHER ADVANTAGES

- › PRECISE AND FAST
- › SIMPLE CUSTOMIZED PARTS
- › CLEAN, DUST-FREE OPERATION
- › EXCELLENT PERFORMANCE AT A GREAT PRICE

TECHNICAL DATA

CUTTING LENGTH	FEED	SAW CUTTING DEPTH	ELECTRICAL LOAD	OUTPUT	REPLACEMENT AGGREGATE
UP TO 10 FEET WITH TWO EXTENSION RAILS	CONTROLLABLE, WITH MAX OF 26.3 FEET PER MINUTE	UP TO 1.3 INCHES (OPTIONAL)	115V, 50 HZ	MAX. 1.3 KW	MILL OR SAW (OPTIONAL)

