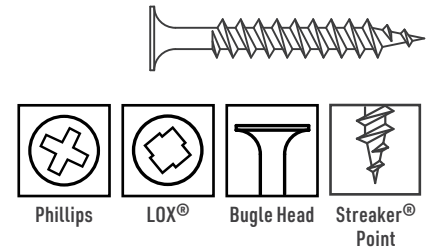
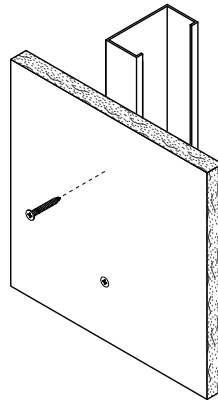
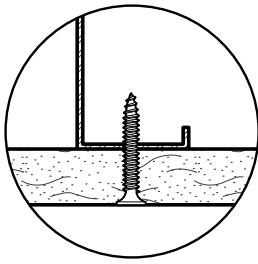


# Bugle Head, Fine Thread Drywall Screws - Interior

Gypsum Board, Sheathing, and Insulation Board to Light-Gauge Steel



**Description** Attaches gypsum board to light-gauge steel or wood.

**Specifications**

- Size | Gauge:** #6 to #10
- Length:** 1 in. to 6 in.
- Head Type:** Bugle
- Recess Type:** #2 Phillips, #2 LOX<sup>®</sup>
- Thread Type:** Fine, Single Lead
- Finish:** Clear Zinc, Phosphate, Yellow Zinc

**Quality Assurance:** Grabber<sup>®</sup> fasteners are manufactured in ISO 9001 and ISO 14001 certified and approved factories.

**LEED Reporting:** The post-consumer recycled steel content is 25%.

**Compliance:** The fasteners comply with ASTM C1002 performance requirements.

**Applications**

- 3/8 in., 1/2 in., and 5/8 in. single-layer gypsum board to light-gauge steel studs
- 1/2 in. and 5/8 in. double-layer gypsum board to light-gauge steel

- Steel or wood cabinets through single-layer gypsum board to light-gauge steel studs or wood
- OSB or plywood to light-gauge steel or wood

**Installation**

- Use a standard screw gun with a depth-sensitive nose piece. Suggested screw gun specification for optimal performance: sizes #6 to #10, up to 4,000 RPM.
- For gypsum board, the bugle head is fully seated when the screw is below the surface of the wallboard, in accordance with Section 7.2.2 of ASTM C1002.

- For wood-to-wood connections, minimum penetration should be 1/2 in., in accordance with AWC-NDS for wood construction.
- The fastener must penetrate beyond the steel three full thread pitches.
- Overdriving may result in failure of the fastener or failure of the gypsum board.

**Features**

- Fine thread, 15 threads per inch, is ideal for light-gauge steel applications.
- Extra-sharp, single lead 23° Streaker<sup>®</sup> point is designed to penetrate light-gauge steel quickly and easily.
- Grabber's #2 Phillips recess is a precision recess designed for better bit engagement, resulting in less wobble or strip-out.

- LOX<sup>®</sup> recess will not strip out like most other recesses and is designed for max torque.
- The bugle head is designed to seat quickly and easily into gypsum board, creating a flush surface and easy finishing.

# Bugle Head, Fine Thread Drywall Screws - Interior

Gypsum Board, Sheathing, and Insulation Board to Light-Gauge Steel



## Standard Corrosion Test Results

Finish	Test	Standard/Protocol	Results
Phosphate	Salt Spray	ASTM B117	24 hrs., no red rust
Yellow Zinc	Salt Spray	ASTM B117	24 hrs., no red rust
Clear Zinc	Salt Spray	ASTM B117	12 hrs., no red rust

Note: Salt Spray Testing (SST) results are not intended to predict corrosion in real-world environments. The ASTM B117 standard for SST is recognized industry-wide as an effective tool for comparing different metals and different metal coatings in a tightly controlled, highly corrosive environment for specific periods of time. For more information about corrosion resistance, see the Grabber Guide to Corrosion Resistance for Fasteners.

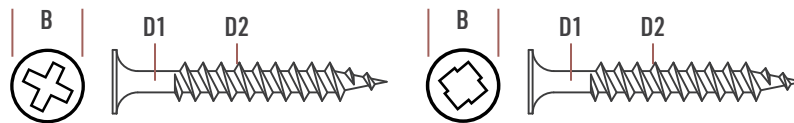
## Pull-Out Test Data<sup>1</sup>

Screw Gauge	TPI <sup>2</sup>	Steel Gauge	Design Thickness	Tension	Shear
#6	15	25	0.0188 in.	33 lbs.	60 lbs.
		20	0.0346 in.	61 lbs.	151 lbs.
#7	15	25	0.0188 in.	36 lbs.	63 lbs.
		20	0.0346 in.	67 lbs.	158 lbs.
#8	12-15	25	0.0188 in.	39 lbs.	66 lbs.
		20	0.0346 in.	72 lbs.	164 lbs.
#10	12	25	0.0188 in.	46 lbs.	71 lbs.
		20	0.0346 in.	84 lbs.	177 lbs.

<sup>1</sup>Test data values reported are allowable as determined by calculations and industry established test criteria, such as ICC-ES Acceptance Criteria and ASTM test standards. Please contact Grabber for detailed information about testing performed for specific products or if ultimate values are needed.

## Sheet Steel Gauges

Gauge No.	Design Thickness	Millimeter Equivalent
25	0.0188 in.	0.4775 mm
20	0.0346 in.	0.8788 mm



## Product Dimensions

Screw Gauge	B Head Dia.	Recess	D1 Minor Dia.	D2 Major Dia.	TPI <sup>2</sup>
#6	0.321 in.	#2 Phillips	0.091 in.	0.138 in.	15
	0.325 in.	#2 Phillips	0.091 in.	0.138 in.	15
#7	0.321 in.	#2 Phillips	0.097 in.	0.151 in.	15
	0.321 in.	#2 Phillips	0.114 in.	0.164 in.	15
#8	0.325 in.	#2 Phillips	0.114 in.	0.164 in.	15
	0.325 in.	#2 Phillips	0.114 in.	0.164 in.	12
#10	0.343 in.	#2 Phillips	0.130 in.	0.190 in.	12
	0.431 in.	#2 LOX <sup>®</sup>	0.130 in.	0.190 in.	12

<sup>2</sup>TPI stands for Threads Per Inch. This is a count of the number of threads per inch measured along the length of a fastener.

## General Wood Substrate Load Data

Item No.	Shear Strength <sup>1</sup>	Tensile Strength <sup>1</sup>	Withdrawal Capacity <sup>2</sup>	Lateral Resistance <sup>2</sup>	
				1/2 in. Gypsum Panel	5/8 in. Gypsum Panel
368	180 ksi	210 ksi	466 lbf. / in. penetration	119 lbf. / fastener	205 lbf. / fastener

<sup>1</sup>Testing per AISI S904, Standard Test Methods for Determining the Tensile and Shear Strength of Screws, American Iron and Steel Institute.

<sup>2</sup>Testing per ASTM D1761, Standard Test Methods for Mechanical Fasteners in Wood and Wood-Based Materials.

# Bugle Head, Fine Thread Drywall Screws - Interior

Gypsum Board, Sheathing, and Insulation Board to Light-Gauge Steel



## Ordering Information and Product Options

Item No.	Size	Recess	Head Diameter	TPI	Quantity	Weight	Special Features
<b>Phosphate</b>							
168	6 x 1 in.	#2 Phillips	0.325 in.	15	10,000	32 lb.	
268	6 x 1 1/8 in.	#2 Phillips	0.325 in.	15	10,000	34 lb.	
368	6 x 1 1/4 in.	#2 Phillips	0.325 in.	15	8,000	31 lb.	
468	6 x 1 5/8 in.	#2 Phillips	0.325 in.	15	5,000	24 lb.	
568	6 x 1 3/4 in.	#2 Phillips	0.325 in.	15	5,000	27 lb.	
768	6 x 2 in.	#2 Phillips	0.325 in.	15	35,000	21 lb.	
868	7 x 2 1/4 in.	#2 Phillips	0.325 in.	15	3,000	23 lb.	
968	8 x 2 1/2 in.	#2 Phillips	0.325 in.	15	2,500	24 lb.	
1168	8 x 3 in.	#2 Phillips	0.325 in.	15	2,000	23 lb.	
1268	10 x 3 1/2 in.	#2 Phillips	0.343 in.	12	1,000	19 lb.	
1368	10 x 4 in.	#2 Phillips	0.343 in.	12	1,000	22 lb.	
1468	10 x 4 1/2 in.	#2 Phillips	0.343 in.	12	1,000	24 lb.	
1568	10 x 5 in.	#2 Phillips	0.343 in.	12	1,000	26 lb.	
1768	10 x 6 in.	#2 Phillips	0.343 in.	12	1,000	32 lb.	
C168	6 x 1 in.	#2 Phillips	0.325 in.	15	1,000	5 lb.	Collated
C268	6 x 1 1/8 in.	#2 Phillips	0.325 in.	15	1,000	5 lb.	
C368	6 x 1 1/4 in.	#2 Phillips	0.325 in.	15	1,000	5 lb.	
C468	6 x 1 5/8 in.	#2 Phillips	0.325 in.	15	1,000	5 lb.	
C568	6 x 1 3/4 in.	#2 Phillips	0.325 in.	15	1,000	5 lb.	
C768	6 x 2 in.	#2 Phillips	0.325 in.	15	1,000	5 lb.	
<b>Yellow Zinc</b>							
368YZ	6 x 1 1/4 in.	#2 Phillips	0.325 in.	15	8,000	31 lb.	
1268YZ	10 x 3 1/2 in.	#2 Phillips	0.343 in.	12	1,000	19 lb.	
1368YZ	10 x 4 in.	#2 Phillips	0.343 in.	12	1,000	22 lb.	
1568YZ	10 x 5 in.	#2 Phillips	0.343 in.	12	1,000	26 lb.	
1768YZ	10 x 6 in.	#2 Phillips	0.343 in.	12	1,000	32 lb.	
B10450LYZ	10 x 4 1/2 in.	#2 LOX <sup>®</sup>	0.431 in.	12	1,000	25 lb.	
<b>Clear Zinc</b>							
168Z	6 x 1 in.	#2 Phillips	0.325 in.	15	10,000	32 lb.	
268Z	6 x 1 1/8 in.	#2 Phillips	0.325 in.	15	10,000	34 lb.	
368Z	6 x 1 1/4 in.	#2 Phillips	0.325 in.	15	8,000	31 lb.	
468Z	6 x 1 5/8 in.	#2 Phillips	0.325 in.	15	5,000	24 lb.	
768Z	6 x 2 in.	#2 Phillips	0.325 in.	15	3,500	21 lb.	
968Z	8 x 2 1/2 in.	#2 Phillips	0.325 in.	15	2,500	24 lb.	
1168Z	8 x 3 in.	#2 Phillips	0.343 in.	12	2,000	23 lb.	
C168Z	6 x 1 in.	#2 Phillips	0.325 in.	15	1,000	5 lb.	Collated

Note: Product availability is subject to change without prior notice and the availability of products may differ from what is printed in literature and displayed on our website. The items listed are bulk size. Most are also available in smaller package sizes such as 5 lb. and 1 lb. Contact your local Grabber Branch or GrabberPro for more information.

**Bugle Head, Fine Thread Drywall Screws - Interior**  
PS1017 USA-ENG/Rev. 02-25

**GRABBER CONSTRUCTION PRODUCTS, INC.**  
5255 W 11000 N., STE 100  
HIGHLAND, UT 84003

(800) 477-8876 | [GrabberPro.com](http://GrabberPro.com)

**SAFETY FIRST:** Wear appropriate personal protective equipment. Read applicable SDS and literature before handling and installation.

**TECHNICAL INFORMATION:** Technical information contained herein is furnished without charge or obligation and is given and accepted at the recipient's sole risk. Because conditions of use may vary and are beyond our control, Grabber Construction Products makes no representation about, and is not responsible or liable for, the accuracy or reliability of data associated with uses of any product described herein. Grabber Construction Products reserves the right to modify this document without prior notice.

© 2025 Grabber Construction Products, Inc. | All rights reserved | Printed in U.S.A.  
The trademarks Grabber, LOX, Streaker, and Stylized G on Grabber Fasteners, are trademarks of Grabber Construction Products, Inc.

