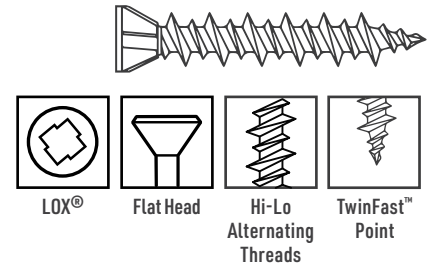
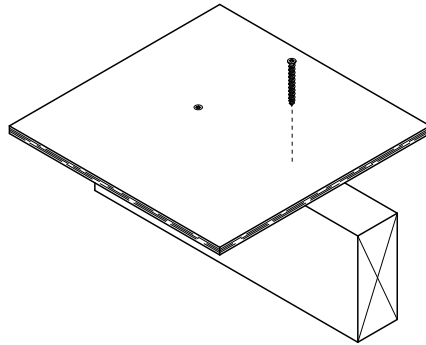
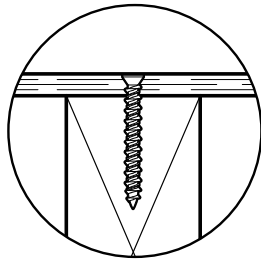


Flat Head, Underlayment Screws - Interior

Underlayment and Sheathing to Light-Gauge Steel or Wood

GRABBER
CONSTRUCTION PRODUCTS



Description Attaches underlayment and sheathing to light-gauge steel or wood.

Specifications
Size | Gauge: #7
Length: 1 1/4 in.
Head Type: Flat Head
Recess Type: #2 LOX®
Thread Type: Hi-Lo Alternating
Finish: Phosphate

Quality Assurance: Grabber® fasteners are manufactured in ISO 9001 and ISO 14001 certified and approved factories.
LEED Reporting: The post-consumer recycled steel content is 25%.
Compliance: The fasteners comply with ASTM C1002 performance requirements.

Applications

- Underlayment to light-gauge steel or wood studs
- Sheathing to light-gauge steel or wood studs

- OSB or other subfloor to light-gauge steel or wood

Installation

- Use a standard screw gun with a depth-sensitive nose piece. Suggested screw gun specification for optimal performance: size #7, up to 4,000 RPM.
- The flat head is fully seated when flush with material.

- For wood-to-wood connections, minimum penetration should be 5/8 in., in accordance with AWC-NDS for wood construction.
- The fastener must penetrate beyond the steel three full thread pitches.
- Overdriving may result in failure of the fastener.

Features

- Fine thread, 16 threads per inch, is ideal for light-gauge steel applications.
- Grabber's sharp TwinFast point starts immediately, penetrates quickly, and is much less likely to flop over.
- LOX® recess will not strip out like most other recesses and is designed for max torque.

- The flat head design provides better holding power in sheathing to light-gauge steel applications.
- Underhead nibs self-countersink as the screw seats.

Flat Head, Underlayment Screws - Interior

Underlayment and Sheathing to
Light-Gauge Steel or Wood

GRABBER
CONSTRUCTION PRODUCTS

Standard Corrosion Test Results

Finish	Test	Standard/Protocol	Results
Phosphate	Salt Spray	ASTM B117	24 hrs., no red rust

Note: Salt Spray Testing (SST) results are not intended to predict corrosion in real-world environments. The ASTM B117 standard for SST is recognized industry-wide as an effective tool for comparing different metals and different metal coatings in a tightly controlled, highly corrosive environment for specific periods of time. For more information about corrosion resistance, see the Grabber Guide to Corrosion Resistance for Fasteners.

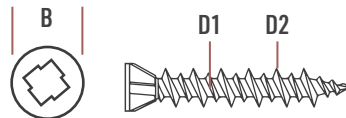
Pull-Out Test Data¹

Screw Gauge	TPI ²	Steel Gauge	Design Thickness	Tension	Shear
#7	18	25	0.0188 in.	33 lbs.	60 lbs.
		20	0.0346 in.	61 lbs.	151 lbs.

¹Test data values reported are allowable as determined by calculations and industry established test criteria, such as ICC-ES Acceptance Criteria and ASTM test standards. Please contact Grabber for detailed information about testing performed for specific products or if ultimate values are needed.

Sheet Steel Gauges

Gauge No.	Design Thickness	Millimeter Equivalent
25	0.0188 in.	0.4775 mm
20	0.0346 in.	0.8788 mm



Product Dimensions

Screw Gauge	B Head Dia.	Recess Depth	D1 Hi Thread Major Diameter	D2 Lo Thread Major Diameter	TPI ²
#7	0.276 in.	#2 LOX [®]	0.171 in.	0.151 in.	16 Hi-Lo

²TPI stands for Threads Per Inch. This is a count of the number of threads per inch measured along the length of a fastener.

Ordering Information and Product Options

Item No.	Size	Recess	Head Diameter	TPI	Quantity	Weight	Special Features
Phosphate							
C7125UL2	7 x 1 1/4 in.	#2 LOX [®]	0.276 in.	16 Hi Lo	1,000	5 lb.	Collated, TwinFast point, Underhead nibs

Note: Product availability is subject to change without prior notice and the availability of products may differ from what is printed in literature and displayed on our website. The items listed are bulk size. Most are also available in smaller package sizes such as 5 lb. and 1 lb. Contact your local Grabber Branch or GrabberPro for more information.

Flat Head, Underlayment Screws - Interior
PS1034 USA-ENG/Rev. 02-25

GRABBER CONSTRUCTION PRODUCTS, INC.
5255 W 11000 N., STE 100
HIGHLAND, UT 84003

(800) 477-8876 | GrabberPro.com

SAFETY FIRST: Wear appropriate personal protective equipment. Read applicable SDS and literature before handling and installation.

TECHNICAL INFORMATION: Technical information contained herein is furnished without charge or obligation and is given and accepted at the recipient's sole risk. Because conditions of use may vary and are beyond our control, Grabber Construction Products makes no representation about, and is not responsible or liable for, the accuracy or reliability of data associated with uses of any product described herein. Grabber Construction Products reserves the right to modify this document without prior notice.

© 2025 Grabber Construction Products, Inc. | All rights reserved | Printed in U.S.A.
The trademarks Grabber, LOX, and Stylized G on Grabber Fasteners, are trademarks of Grabber Construction Products, Inc.

