

## PRODUCT SUBMITTAL

**Submitted to:**

Project:

Date of Submittal:

**Submitted by, Contact name:**

Company:

Address:

Phone:

Email:

Approved

Approved as Noted

Not Approved

Comments:

By:

Date:

---

List of items from Table A submitted for the project:

--

# Product Family - DBF - Self-Drilling Bugle Head Fine Thread

## TABLE A

Item Number	Screw Size (#)	Length	Head Style	Head Diameter (in.)	TPI	Point Size/Style	Coating	Maximum Total Drilling Thickness (in.)	Drive Type	Bulk/Collated Quantity	Special Features
13Z	6	1-in	Bugle	0.325	20	3	Clear Zinc	0.112	#2 Phillips	10,000	Fully Threaded
14RG	6	1-1/4-in	Bugle	0.325	20	3	GrabberGard®	0.112	#2 Phillips	8,000	Fully Threaded
14Z	6	1-1/4-in	Bugle	0.325	20	3	Clear Zinc	0.112	#2 Phillips	8,000	Fully Threaded
C14Z	6	1-1/4-in	Bugle	0.325	20	3	Clear Zinc	0.112	#2 Phillips	1,000	Fully Threaded, Collated
C14RG	6	1-1/4-in	Bugle	0.325	20	3	GrabberGard®	0.112	#2 Phillips	1,000	Fully Threaded, Collated
15RG	6	1-5/8-in	Bugle	0.325	20	3	GrabberGard®	0.112	#2 Phillips	5,000	Fully Threaded
C15Z	6	1-5/8-in	Bugle	0.325	20	3	Clear Zinc	0.112	#2 Phillips	1,000	Fully Threaded, Collated
16RG	6	1-7/8-in	Bugle	0.325	20	3	GrabberGard®	0.112	#2 Phillips	4,000	Fully Threaded
C16	6	1-7/8-in	Bugle	0.325	20	3	Phosphate	0.112	#2 Phillips	1,000	Fully Threaded, Collated
C16Z	6	1-7/8-in	Bugle	0.325	20	3	Clear Zinc	0.112	#2 Phillips	1,000	Fully Threaded, Collated
C16RG	6	1-7/8-in	Bugle	0.325	20	3	GrabberGard®	0.112	#2 Phillips	1,000	Fully Threaded, Collated
C14RG8F	8	1-1/4-in	Bugle	0.325	18	3	GrabberGard®	0.140	#2 Phillips	1,000	Fully Threaded, Collated
14RG8F	8	1-1/4-in	Bugle	0.325	18	3	GrabberGard®	0.140	#2 Phillips	6,000	Fully Threaded
C14RG8F	8	1-1/4-in	Bugle	0.325	18	3	GrabberGard®	0.140	#2 Phillips	1,000	Fully Threaded, Collated
14Z8LOX	8	1-1/4-in	Bugle	0.325	18	3	Clear Zinc	0.140	#2 LOX	6,000	Fully Threaded
C14Z8LOX	8	1-1/4-in	Bugle	0.325	18	3	Clear Zinc	0.140	#2 LOX	1,000	Fully Threaded, Collated
C15GG8P	8	1-5/8-in	Bugle	0.325	18	3	GrabberGard®	0.140	#2 Phillips	1,000	Fully Threaded, Collated
16RG8F	8	1-7/8-in	Bugle	0.325	18	3	GrabberGard®	0.140	#2 Phillips	4,000	Fully Threaded
30SRG	8	2-3/8-in	Bugle	0.325	18	3	GrabberGard®	0.140	#2 Phillips	3,000	
30SZL2	8	2-3/8-in	Bugle	0.325	18	3	Clear Zinc	0.140	#2 LOX	3,000	
30MRG	8	2-5/8-in	Bugle	0.325	18	3	GrabberGard®	0.140	#2 Phillips	2,000	
30MZL2	8	2-5/8-in	Bugle	0.325	18	3	Clear Zinc	0.140	#2 LOX	2,000	
30LRG	8	3-in	Bugle	0.325	18	3	GrabberGard	0.140	#2 Phillips	2,000	
B10350SDRG	10	3-1/2-in	Bugle	0.343	16	3	GrabberGard®	0.175	#2 Phillips	1,000	
B10350SDZ	10	3-1/2-in	Bugle	0.343	16	3	Clear Zinc	0.175	#2 Phillips	1,000	
B10350SDL2Z	10	3-1/2-in	Bugle	0.343	16	3	Clear Zinc	0.175	#2 LOX	1,000	
B10400SDRG	10	4-in	Bugle	0.343	16	3	GrabberGard®	0.175	#2 Phillips	1,000	
B10400SDZ	10	4-in	Bugle	0.343	16	3	Clear Zinc	0.175	#2 Phillips	1,000	
B10500SDRG	10	5-in	Bugle	0.343	16	3	GrabberGard®	0.175	#2 Phillips	1,000	
B10500SDZ	10	5-in	Bugle	0.343	16	3	Clear Zinc	0.175	#2 Phillips	1,000	
B10400SDL2Z	10	4-in	Bugle	0.343	16	3	Clear Zinc	0.175	#2 LOX	1,000	
B10500SDL2Z	10	5-in	Bugle	0.343	16	3	Clear Zinc	0.175	#2 LOX	1,000	

Grabber screws manufactured in America are available as SPECIAL-ORDER INVENTORY. CONTACT GRABBER FOR CURRENT PRICE AND AVAILABILITY. For identification purposes, an "A" will added to the end of the item number and "Made in America" will be printed on the label.

Prefixes: C - Collated, X = 1-lb, VB = 5-lb, BP = Blister Pack

Suffix: F = Fully Threaded, NOTE: Screws ≤ 2-in. are also Fully Threaded, Z = Clear Zinc, RG = GrabberGard

Description: Self-Drilling Bugle head screw used in heavy-gauge (see TABLE A - Maximum Total Drilling Thickness) gypsum board-to-metal applications. Self tapping drill point is designed for penetration into heavy-gauge steel.

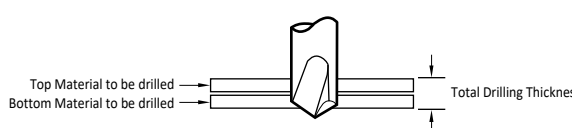
Directions: Use a standard screwgun with a depth sensitive nose piece. Suggested screwgun specification for optimal performance - Size #6 - #10, up to 2,500 RPM. For gypsum board, the Bugle head is fully seated when the screw is below the surface of the wallboard in accordance with Section 11.6.3 of ASTM C954. Overdriving may result in failure of the fastener, or failure of the gypsum board. For Corrosion Resistance Testing Results, see TABLE B.

Corrosion: For Corrosion Resistance Testing Results, see TABLE B.

Certifications: All GRABBER® screw products are manufactured in facilities that are ISO 9001. DBF fasteners are used for gypsum board-to-heavy-gauge steel applications and comply with ASTM C954 and ASTM C1513 requirements.

## Self-Drilling Screw Selection Guide

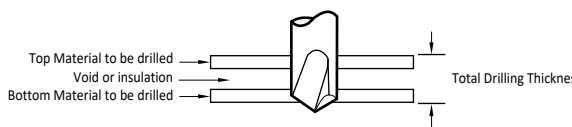
### DRILL POINT SELECTION



Top Material to be drilled

Bottom Material to be drilled

Total Drilling Thickness

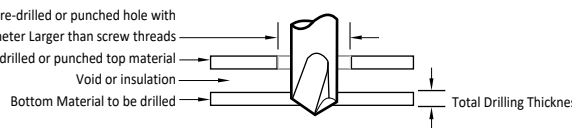


Top Material to be drilled

Void or insulation

Bottom Material to be drilled

Total Drilling Thickness



Pre-drilled or punched hole with diameter Larger than screw threads

Pre-drilled or punched top material

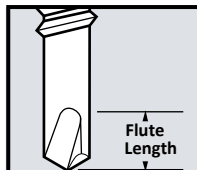
Void or insulation

Bottom Material to be drilled

Total Drilling Thickness

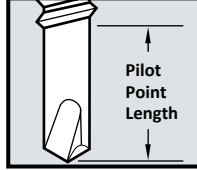
**Drill Flute (Point Length)**

The length of the drill flute determines the metal thickness that can be drilled. The flute itself provides a channel for chip removal during drilling action. If it becomes completely embedded in material, drill chips will be trapped in the flute and cutting action will cease. This will cause the point to burn up or break.



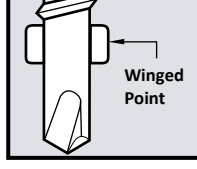
**Pilot Point Length**

The un-threaded section from the point to the first thread should be long enough to assure the drilling action is complete before the first thread engages the drilled metal. Screw threads advance at a rate of up to ten times faster than the drill flute can remove metal. All drilling therefore should be complete before threads begin to form.



**Drilling Through Wood To Metal**

If your application calls for drilling through wood over 1/2-in. thick, a clearance hole is required. Select a fastener with break away wings for this type of job. The wings will ream a clearance hole and break-off when in contact with metal surface (minimum metal thickness .040-in.) to be drilled.



## DBF - Self-Drilling Bugle Head Fine Thread

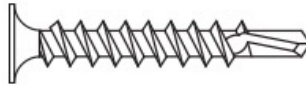


TABLE B

CORROSION RESISTANCE TESTING RESULTS			
Finish	Test	Standard/Protocol	Results (minimum)
Phosphate	Salt Spray	ASTM B117	24 hours, no red rust
(Z) Clear Zinc	Salt Spray	ASTM B117	12 hours, no red rust
(RG) GrabberGard	Salt Spray	ASTM B117	1000 hours, no red rust

NOTE: Salt Spray Testing (SST) results are not intended to predict corrosion resistance in real-world environments. The ASTM B117 standard for SST is recognized industry-wide as an effective tool to compare different metals and different metal coatings in a tightly controlled highly corrosive environment for specific periods of time. For more information about corrosion resistance, see the *Grabber Guide to Corrosion Resistance for Fasteners*.

Grabber's approved mills keep tight control over all production standards and processes. Grabber's mills are ISO 9001 ensuring Grabber fasteners meet or exceed the highest industry standards.

### TRADEMARKS:

The following trademarks used herein are owned by Grabber Construction Products, Inc.:

GRABBER®  
GrabberGard®  
LOX®

### NOTICE:

We shall not be liable for incidental and consequential damages, directly or indirectly sustained, nor for any loss caused by application of these goods not in accordance with current printed instruction or for other than the intended use. Our Liability is expressly limited to replacement of defective goods. Any claim shall be deemed waived unless made in writing to us within thirty (30) days of the date it was or reasonably should have been discovered.